



INFORMAZIONI TECNICHE

Struttura:

Masselli portanti in abete di vari spessori. Fianchi di tamponamento in pannelli di particelle di legno in classe E1, particolari in pannelli di fibra di legno dura o cellulosa.

Struttura rivestita in Tecnoform.

Molleggio:

Schienale in pannelli di fibra di legno dura o cellulosa.

Seduta in nastri elastici di fibra propilenica e lattice.

Imbottiture:

Cuscini schienale in poliuretano espanso indeformabile densità 25 kg/m³ rivestiti in Tecnoform.

Cuscini seduta in poliuretano espanso indeformabile densità 30 kg/m³ rivestiti in Tecnoform.

Rivestimento:

In tessuto o textil completamente sfoderabile (per composizione e lavaggi fare riferimento all'etichetta). In pelle sfoderabili cuscini seduta e schienale. Data l'origine naturale delle pelli impiegate, negli elementi con rivestimento in pelle sono necessarie cuciture aggiuntive rispetto gli elementi con rivestimento in tessuto.

Per finitura bicolore (scocca-cuscinatura) +10% dal prezzo di listino della categoria più alta dei rivestimenti utilizzati.

Rifinito a lato. Meccanismo di giunzione a tenaglia.

Piedini:

Piedino di serie mod. "Blade" H 15 cm. in metallo verniciato nero. Disponibili altre tipologie.

Caratteristiche del meccanismo:

Meccanismo per scorrimento della seduta in acciaio ad alta resistenza.

Meccanismo del poggiatesta a 7 posizioni.

Dimensioni:

Altezza seduta da terra cm. 44

Profondità seduta cm. 58/91; Profondità seduta chaise longue cm. 114

Larghezza bracciolo cm. 22

Altezza bracciolo cm. 65

Altezza da terra struttura retro schiena cm. 65

Essendo divani prodotti con imbottiture elastiche, le misure di ingombro possono variare entro i limiti compresi tra +/- 3 cm.

Le immagini grafiche degli articoli a listino raffigurano elementi sinistri e sono puramente indicative.

TECHNICAL INFORMATION

Frame:

Supporting structure in pinewood of various thicknesses. Remaining parts in Class E1 wood particleboard panels, details in hard or cellulose wood-based panels.

Structure covered by Tecnoform.

Springs:

Backrest in hard or cellulose wood fibreboard panels.

Seat with elastic webbing bands in propylene fibre and latex.

Padding:

Seat cushions in non-deformable polyurethane foam, density 25 kg/cbm, Tecnoform covered.

Seat cushions in non-deformable polyurethane foam, density 30 kg/cbm. Tecnoform covered.

Upholstery:

In fabric or textil upholstery completely removable (for composition and washing instructions, please refer to the label). In leather only back and seat cushions are removable.

The realization of the leather elements, unlike the ones in fabric, can require additional stitchings: this is due to the natural origin of leather.

Bicolor version (base-cushions) available with a surcharge of +10% from the price list of the highest category.

Finished on the side. Pincer joint mechanism.

Feet:

Standard foot mod. "Blade" H 15 cm. in black painted metal. Other types of feets are available.

Mechanism characteristics:

Seat sliding mechanism is made of high strength steel.

7 position headrest mechanism.

Dimensions:

Seat height from ground cm. 44

Seat depth cm. 58/91; Seat depth chaise longue cm. 114

Armrest width cm. 22

Armrest height cm. 65

Back structure height cm. 65

The sofas are made with supple, elastic upholstery and padding, therefore sizes may vary by up to +/- 3 cm.

The graphic drawings in the price list are purely indicative and represent left elements.

Lambert

Divano 2 posti

2-er sofa

Cod. D2000



↔ 170 cm ↘ 105cm ↓ 80-101cm
 📦 0,89 m³ ⚖️ 82kg 🔄 4,3mt+5,0mt

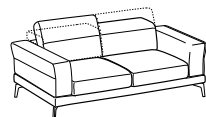
|<--->| seduta / seat cm. 63,0



Divano 3 posti


3-er sofa

Cod. D3000



↔ 190 cm ↘ 105cm ↓ 80-101cm
 📦 1,00 m³ ⚖️ 91kg 🔄 6,3mt+6,1mt

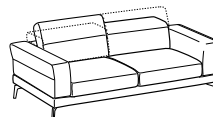
|<--->| seduta / seat cm. 73,0



Divano 3 posti maxi

3-er maxi sofa

Cod. D300M



↔ 210 cm ↘ 105cm ↓ 80-101cm
 📦 1,10 m³ ⚖️ 101kg 🔄 6,3mt+6,1mt

|<--->| seduta / seat cm. 83,0



Laterale 2 posti


2-er lateral element

Cod. (<-->) L2000S - L2000D (<-->)



↔ 148 cm ↘ 105cm ↓ 80-101cm
 📦 0,78 m³ ⚖️ 65kg 🔄 4,3mt+3,6mt

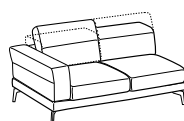
|<--->| seduta / seat cm. 63,0



Laterale 3 posti


3-er lateral element

Cod. (<-->) L3000S - L3000D (<-->)



↔ 168 cm ↘ 105cm ↓ 80-101cm
 📦 0,88 m³ ⚖️ 74kg 🔄 6,3mt+4,5mt

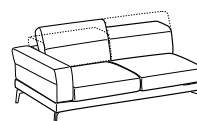
|<--->| seduta / seat cm. 73,0



Laterale 3 posti maxi


3-er maxi lateral element

Cod. (<-->) L300MS - L300MD (<-->)



↔ 188 cm ↘ 105cm ↓ 80-101cm
 📦 0,99 m³ ⚖️ 83kg 🔄 6,3mt+4,5mt


|<--->| seduta / seat cm. 83,0



Laterale 1 posto piccolo


1-er small lateral element

Cod. (<-->) L100PS - L100PD (<-->)



↔ 85 cm ↘ 105cm ↓ 80-101cm
 📦 0,45 m³ ⚖️ 41kg 🔄 2,2mt+3,1mt

|<--->| seduta / seat cm. 63,0

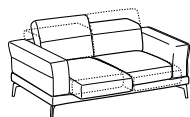


Lambert

Divano 2 posti con sedute estraibili

2-er sofa with sliding seats

Cod. D2E20



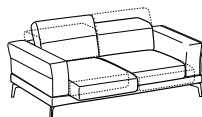
↔ 170 cm ↘ 105-138cm ↓ 80-101cm
☐ 0,89 m³ ⚖ 88kg ↻ 5,1mt+5,0mt

↳---| seduta / seat cm. 63,0

Divano 3 posti con sedute estraibili

3-er sofa with sliding seats

Cod. D3E20



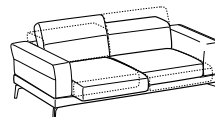
↔ 190 cm ↘ 105-138cm ↓ 80-101cm
☐ 1,00 m³ ⚖ 97kg ↻ 6,9mt+6,1mt

↳---| seduta / seat cm. 73,0

Divano 3 posti maxi con sedute estraibili

3-er maxi sofa with sliding seats

Cod. D3E2M



↔ 210 cm ↘ 105-138cm ↓ 80-101cm
☐ 1,10 m³ ⚖ 107kg ↻ 6,9mt+6,1mt

↳---| seduta / seat cm. 83,0

Laterale 2 posti con sedute estraibili

2-er lateral element with sliding seats

Cod. (<--> L2E20S - L2E20D (<-->)



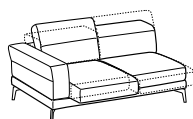
↔ 148 cm ↘ 105-138cm ↓ 80-101cm
☐ 0,78 m³ ⚖ 71kg ↻ 5,1mt+3,6mt

↳---| seduta / seat cm. 63,0

Laterale 3 posti con sedute estraibili

3-er lateral element with sliding seats

Cod. (<--> L3E20S - L3E20D (<-->)



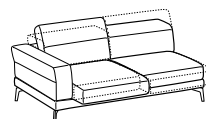
↔ 168 cm ↘ 105-138cm ↓ 80-101cm
☐ 0,88 m³ ⚖ 80kg ↻ 6,9mt+4,7mt

↳---| seduta / seat cm. 73,0

Laterale 3 posti maxi con sedute estraibili

3-er maxi lateral element with sliding seats

Cod. (<--> L3E2MS - L3E2MD (<-->)



↔ 188 cm ↘ 105-138cm ↓ 80-101cm
☐ 0,99 m³ ⚖ 89kg ↻ 6,9mt+4,7mt

↳---| seduta / seat cm. 83,0

Laterale 1 posto piccolo con seduta estraibile

1-er small lateral element with sliding seat

Cod. (<--> L1E1PS - L1E1PD (<-->)



↔ 85 cm ↘ 105-138cm ↓ 80-101cm
☐ 0,45 m³ ⚖ 44kg ↻ 2,6mt+3,3mt

↳---| seduta / seat cm. 63,0

Lambert

Centrale 1 posto piccolo

1-er small central element

Cod. C100P



↔ 63 cm ↘ 105cm ↓ 80-101cm
 ☞ 0,33 m³ ⚖ 27kg ⚙ 2,2mt+1,4mt

|<--->| seduta / seat cm. 63,0

Centrale 1 posto piccolo con seduta estraibile

1-er small central element with sliding seat

Cod. C1E1P



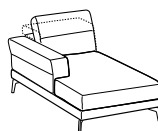
↔ 63 cm ↘ 105-138cm ↓ 80-101cm
 ☞ 0,33 m³ ⚖ 30kg ⚙ 2,6mt+1,5mt

|<--->| seduta / seat cm. 63,0

Chaise Longue

Chaise Longue

Cod. (<--> H200BS - H200BD (-->)



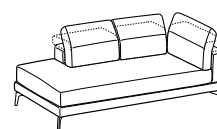
↔ 102 cm ↘ 163cm ↓ 80-101cm
 ☞ 0,83 m³ ⚖ 52kg ⚙ 3,9mt+3,5mt

|<--->| seduta / seat cm. 73,0

Laterale angolare

Angular side element

Cod. (<--> L3A00S - L3A00D (-->)




↔ 104 cm ↘ 224cm ↓ 80-101cm
 ☞ 1,16 m³ ⚖ 65kg ⚙ 6,5mt+3,9mt

|<--->| seduta / seat cm. 63,0

Angolo quadro maxi

Square corner maxi

Cod. A1Q0M



↔ 108 cm ↘ 108cm ↓ 80-101cm
 ☞ 0,58 m³ ⚖ 26kg ⚙ 4,0mt+2,4mt

Pouf

Footstool

Cod. U1000



↔ 74 cm ↘ 84cm ↓ 44cm
 ☞ 0,18 m³ ⚖ 14kg ⚙ 2,2mt+1,3mt

Set piedini "Blade" H 15 cm. in metallo verniciato
 Painted metal foot model "Blade" H 15 cm.

-



Lambert

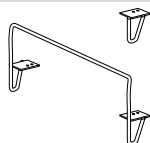
Set piedini "Slim" H 15 cm. opzionali con
maggiorazione in metallo verniciato nichel
*Optional foot set model "Slim" H 15 cm. in
nickel painted metal, available with a surcharge*

Cod. Piede Slim H 15



Set slitte "Lambert" H 16 cm. opzionali con
maggiorazione in metallo verniciato
*Optional sled foot model "Lambert" H 16 cm.
in painted metal, available with a surcharge*

Cod. Slitta Lambert



Set piedini "Nicole" H 16 cm. opzionali con
maggiorazione in metallo nichel
*Optional foot set model "Nicole" H 16 cm. in
nickel metal, available with a surcharge*

Cod. Piede Nicole



Set piedini "President" H 16 cm. opzionali con
maggiorazione in metallo nichel
*Optional foot set model "President" H 16 cm.
in painted metal, available with a surcharge*

Cod. Piede President

